

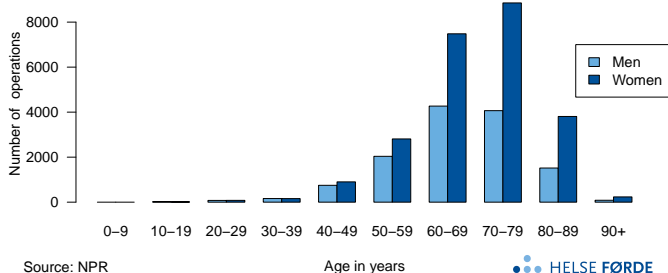
Osteoarthritis of the hip

Osteoarthritis of the hip develops as a result of wear and tear and other age related changes of the joint. More than 50 % of people over the age of 65 have symptoms caused by osteoarthritis of the hip joint, and prevalence increases with age. About 20 % have osteoarthritis of both hips. Pain and loss of function often increase over time. Most patients achieve good results with simple treatment measures like physical training and pain relieving medication. Hip replacement is the standard treatment for patients 50 years and older with debilitating osteoarthritis.

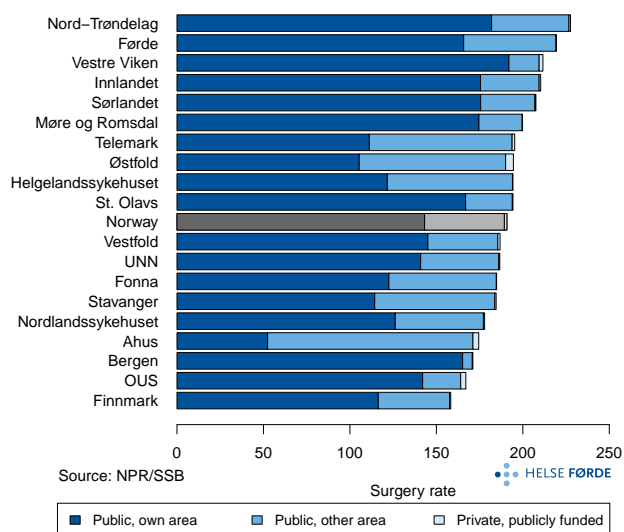
Background

Osteoarthritis of the hip is defined by a primary or secondary diagnosis of M16 (ICD-10). Patients with osteoarthritis of the hip who also suffered a hip fracture (S72.0, S72.1, S72.2) during the referral period have been excluded. Surgical treatment is defined by diagnosed osteoarthritis of the hip in combination with one or more of the procedure codes NFB01, NFB02, NFB03, NFB11, NFB12, NFB13, NFB20, NFB30, NFB40, NFB99, NFF11, NFF31, NFF91 (NCSP). Patients aged 18 years or older are included in the sample, except in the figure that shows gender and age distribution of patients who have been operated.

Each year an average of 7,460 patients are operated for osteoarthritis of the hip. This accounts for half of all patients with osteoarthritis of the hip in contact with the specialist health service.



Source: NPR
Total number of operations for osteoarthritis of the hip during the period 2012–2016, for Norway as a whole. The patients have been broken down by gender and age group.



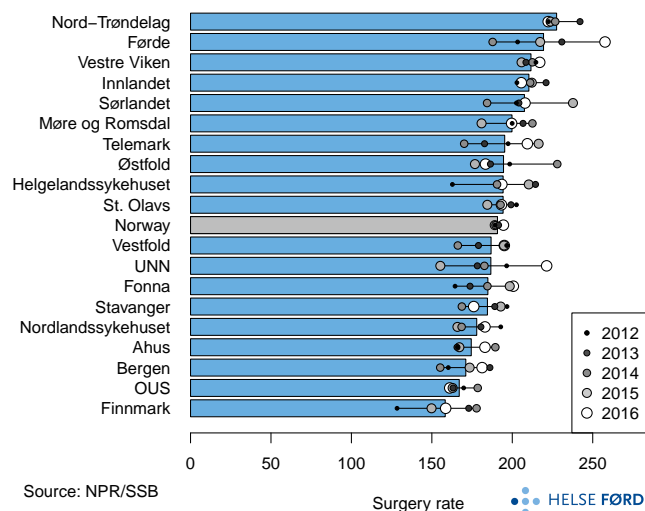
Source: NPR/SSB
Surgery rate: Number of operations for osteoarthritis of the hip per 100,000 population (18 years and older), broken down by hospital referral area. The rates have been adjusted for gender and age. The bars show the average value per year for the period 2012–2016, broken down by where the patients had surgery.

Results

Nord-Trøndelag has the highest number of operations for osteoarthritis of the hip, and Finnmark the lowest. The percentage operated is highest in Stavanger (62 %) and lowest in Finnmark (39 %). For the country as a whole, the surgery rate is relatively stable during the period, but there is substantial variation from year to year across some hospital referral areas.

The vast majority of patients were operated for osteoarthritis of the hip in the public sector, but in some areas a high percentage of patients were operated at public hospitals in another hospital referral area than where the patient lived.

The use of different surgical techniques for total prosthetic replacements varied between hospital referral areas. For Norway as a whole, the three techniques were more or less equally common; partially cemented (41 %), uncemented (30 %), and cemented (29 %).



Source: NPR/SSB
Surgery rate: Number of operations for osteoarthritis of the hip per 100,000 population (18 years and older), broken down by hospital referral area and for Norway as a whole. The bars show the average value per year during the period 2012–2016, and the dots represent the rates for each year.

Comments

The surgery rate for osteoarthritis of the hip does not vary much between hospital referral areas. The variation observed may be due to differences between areas in terms of genetic or other patient specific factors (i.e. type of work). We nevertheless deem the variation rather to indicate differences in referral practices and capacity, and thus to be unwarranted.